








Érintőkapcsolóra a matricát az alábbi módon helyezd fel



Videó: [Z-Switch érintőkapcsoló összeszerelése \(youtube.com\)](#)